



PharmaEssentia
SOURCE[™]
Your resource for patient support & education

A Guide for Patients

We're Here to Help

Understanding Your
Insurance Coverage

Insurance and
Financial Support

Treatment Support

How to Enroll

Call Today

IMPORTANT SAFETY INFORMATION

What is BESREMi?

BESREMi is a prescription medicine that is used to treat adults with polycythemia vera

What is the most important information I should know about BESREMi?

BESREMi can cause serious side effects that may cause death or may worsen certain serious diseases that you may already have. Tell your healthcare provider right away if you have any serious side effects during treatment with BESREMi. If symptoms get worse, or become severe and continue, your healthcare provider may tell you to stop taking BESREMi. These symptoms may go away in some people after they stop taking BESREMi.

Please see additional Important Safety Information throughout and full [Prescribing Information](#), including [Boxed Warning](#) and [Medication Guide](#).

We're Here to Help



We created PharmaEssentia SOURCE so that you can focus on your health and not have to worry about navigating your insurance to get the treatment you need. No matter where you are in your journey, we're dedicated to supporting your individual needs.



IMPORTANT SAFETY INFORMATION (continued)

What is the most important information I should know about BESREMi? (continued)

- Mental health problems, including suicide: BESREMi may cause you to develop mood or behavior problems that may get worse during treatment with BESREMi or after your last dose, including irritability (getting upset easily), restlessness and agitation, confusion, depression (feeling low, feeling bad about yourself or feeling hopeless), unusually grand ideas, acting aggressive, acting impulsively, or thoughts of hurting yourself or others, or thoughts of suicide. If you develop any of these symptoms, you, your caregiver, or family member should call your healthcare provider immediately. Your healthcare provider should carefully monitor you during treatment with BESREMi.

Personalized Support Is Just a Phone Call Away

While on your treatment journey with BESREMi, it's important to know you're not alone.



We created PharmaEssentia SOURCE to help guide you every step of the way so that you can successfully start and stay on treatment.

PharmaEssentia SOURCE Nurse Case Managers are here to offer you support tailored to your needs, such as:

- Answering any questions you may have
- Helping you understand your insurance coverage
- Finding resources for financial support



Call PharmaEssentia SOURCE at
800-700-5053

between 8:00 AM and 8:00 PM ET,
Monday through Friday, or visit
PharmaEssentiaSOURCE.com.

Please see additional **Important Safety Information** throughout and full **Prescribing Information**, including **Boxed Warning** and **Medication Guide**.

Understanding Your Insurance Coverage

Sometimes insurance can be hard to understand. If you need help, just give us a call and we'll take it from there.

Once you've completed your enrollment in PharmaEssentia SOURCE™, we can help you navigate your insurance coverage, such as determining:



- If your plan will cover BESREMi® (ropeginterferon alfa-2b-njft) and how much you may need to pay out of pocket
- Which specialty pharmacies can fill your prescriptions
- How your doctor can help submit information to your insurance company
- If you may be eligible for a temporary supply of BESREMi, for example, if you're experiencing a delay with your insurance company approval or gaps in coverage*

*Restrictions apply and are subject to change.



Financial Assistance Programs

At PharmaEssentia SOURCE, we're dedicated to helping you get the medicine your doctor has determined you need.

IMPORTANT SAFETY INFORMATION (continued)

What is the most important information I should know about BESREMi? (continued)

- New or worsening autoimmune problems: BESREMi may cause autoimmune problems (a condition where the body's immune cells attack other cells or organs in the body), including thyroid problems, increased blood sugar (hyperglycemia), and type I diabetes. In some people who already have an autoimmune problem, it may get worse during your treatment with BESREMi. Tell your healthcare provider if you have tiredness, are urinating often, or if you are very thirsty.
- Heart problems: BESREMi may cause heart problems, including problems with your heart muscle (cardiomyopathy), heart attack, abnormal heart rhythm (atrial fibrillation), and decreased blood flow to your heart. You should not use BESREMi if you have high blood pressure that is not controlled, congestive heart failure, a serious abnormal heart rhythm, narrowing of the arteries to your heart, certain types of chest pain (angina), or a recent stroke or heart attack. If you have a heart problem before you start using BESREMi, your healthcare provider should monitor you closely during treatment with BESREMi.

Please see additional Important Safety Information throughout and full [Prescribing Information](#), including [Boxed Warning](#) and [Medication Guide](#).

Helping You Navigate Your Insurance and Financial Support Options



Copay and Coinsurance Assistance Program

Eligible patients can receive BESREMi® (ropeginterferon alfa-2b-njft) for as little as \$0 per month.* This program covers copay, coinsurance, or deductible expenses for those who qualify.

You may be eligible if you meet requirements, such as:

- Having commercial (private) insurance that covers BESREMi
- Residing in the United States or a US territory
- Having a valid prescription from a US physician for BESREMi



*Restrictions apply and are subject to change. Not available to patients with prescription insurance plans through any federal or state healthcare programs, including but not limited to Medicare, Medicaid, TRICARE, and Veterans Health Administration. This offer is not valid for cash-paying patients, where BESREMi is not covered by the patient's commercial insurance, or where the plan reimburses patients for the entire cost of BESREMi.

IMPORTANT SAFETY INFORMATION (continued)

Who should not use BESREMi?

Do not use BESREMi if you:

- have or had severe mental health problems, especially severe depression, thoughts of suicide, or attempted suicide
- have or had a serious or untreated autoimmune disease
- have had a serious allergic reaction to another interferon product or to any of the ingredients in BESREMi. Symptoms of a serious allergic reaction may include itching, swelling of your face, tongue, throat, trouble breathing, feeling dizzy or faint, and chest pain

Referrals to Alternate Resources



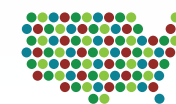
PharmaEssentia SOURCE™ will work with you to identify organizations that may help with various treatment-related needs, including costs related to therapy.

Patient Assistance Program (PAP)

PharmaEssentia offers BESREMi at no cost to eligible individuals, including those without insurance.*

You may be eligible if you meet requirements, such as:

- Not having insurance or your insurance is limited
- Residing in the United States or a US territory
- Having a valid prescription from a US physician for BESREMi
- Meeting financial eligibility criteria



The SOURCE for Temporary Supply

If you experience insurance delays or a gap in coverage, you may be eligible for a temporary supply of BESREMi.*

*Restrictions apply and are subject to change.

Please see additional Important Safety Information throughout and full [Prescribing Information](#), including [Boxed Warning](#) and [Medication Guide](#).



BESREMi® (ropeginterferon alfa-2b-njft) Treatment Support



Injection Training

BESREMi is administered as an injection that you give yourself. PharmaEssentia SOURCE™ Nurse Case Managers are here to help make you feel as comfortable as possible. We can walk you through the injection process step by step.

You can also watch an [Instructions For Use Video](#), which shows how to give yourself a BESREMi injection.

IMPORTANT SAFETY INFORMATION (continued)

Who should not use BESREMi? (continued)

Do not use BESREMi if you:

- have certain types of liver problems
- have received a transplant and take immunosuppressive medicines

Before using BESREMi, tell your healthcare provider about all of your medical conditions, including if you:

- are being treated for a mental illness or had treatment in the past for any mental illness, including depression and have had thoughts of hurting yourself or others
- have type 1 diabetes
- have or ever had any problems with your heart, including heart attack or high blood pressure
- have or ever had bleeding problems, a blood clot, or low blood cell counts
- have a condition that suppresses your immune system, such as certain cancers
- have hepatitis B or HIV infection
- have kidney or liver problems

Taking the Right Dose

Before you inject BESREMi, it's important to know your dosage, which your doctor will tell you. They may increase your prescribed dosage over several weeks to allow your body to become comfortable with the new medicine. This increase over time is called titration.



PharmaEssentia SOURCE is available to help you understand your titration steps.

IMPORTANT SAFETY INFORMATION (continued)

Before using BESREMi, tell your healthcare provider about all of your medical conditions, including if you: (continued)

- are pregnant or plan to become pregnant. BESREMi may harm your unborn baby and may cause loss of your pregnancy (miscarriage).
 - Before you start using BESREMi your healthcare provider should do a pregnancy test.
 - You should use effective birth control during treatment and for at least 8 weeks after your final dose of BESREMi. Talk to your healthcare provider about birth control choices for you during treatment with BESREMi.
 - BESREMi can affect your menstrual cycles and may cause your menstrual periods to stop.

Please see additional Important Safety Information throughout and full [Prescribing Information](#), including [Boxed Warning](#) and [Medication Guide](#).



Enrolling Is Easy






Need help getting started?

Call us at **800-700-5053**

between 8:00 AM and 8:00 PM ET,
Monday through Friday, or visit
PharmaEssentiaSOURCE.com.

How to Enroll

- 1  Download and print the **Enrollment Form** to complete, sign, and date your portion, then give it to your doctor.
- 2  Your doctor completes, signs, and dates their portion.
- 3  Your doctor faxes the completed form to **800-700-5065**.

After your Enrollment Form has been submitted, your PharmaEssentia SOURCE™ Nurse Case Manager will call you to discuss the next steps and find out how to best support your needs as you begin to take BESREMi® (ropeginterferon alfa-2b-njft).

IMPORTANT: Please note that ALL of the information in the Enrollment Form is required to provide you with quick access to PharmaEssentia SOURCE. If any information is missing or incorrect, we may need to reach out to you or your doctor to complete your enrollment.

Once you're ready to begin treatment, you'll receive a **Welcome Kit**. This kit includes valuable resources to get you started on BESREMi, such as:

- BESREMi Instructions for Use
- An injection placemat that outlines and lists the materials you'll need to give yourself an injection
- A helpful brochure with important information about polycythemia vera and BESREMi
- A timer to set for 15 to 30 minutes. This will let you know when the medicine in the syringe reaches room temperature after it's been removed from the refrigerator
- An injection tracker notepad, which includes injection reminder stickers

IMPORTANT SAFETY INFORMATION (continued)

Before using BESREMi, tell your healthcare provider about all of your medical conditions, including if you: (continued)

- Tell your healthcare provider if you become pregnant during treatment with BESREMi.
- are breastfeeding or plan to breastfeed. It is not known if BESREMi passes into your breast milk. You should not breastfeed during treatment and for 8 weeks after your final dose of BESREMi.

Please see additional **Important Safety Information** throughout and full **Prescribing Information**, including **Boxed Warning** and **Medication Guide**.



IMPORTANT SAFETY INFORMATION (continued)

What are the possible side effects of BESREMi?

BESREMi can cause serious side effects including:

- Decreased blood cell counts: Your healthcare provider should check your blood cell counts before you start and during treatment with BESREMi. If your blood cell counts are too low you can develop anemia, infections or have problems with bleeding or bruising.
- Call your healthcare provider right away if you develop weakness and tiredness, bruising easily, nose bleeds often, fever, chills, burning and painful urination, urinating often, or coughing up yellow or pink mucus (phlegm)
- Serious allergic reactions and skin reactions: Get medical help right away if you get any of the following symptoms: skin rash or hives; itching; swelling of the face, eyes, lips, tongue or throat; trouble breathing; chest pain; or feeling faint
- Eye problems: BESREMi can cause severe eye problems with your retinas that can lead to vision loss or blindness. You should have an eye exam before and during treatment with BESREMi if you have diabetes or high blood pressure and also have retinal problems. Your healthcare provider may stop BESREMi if you develop new or worse eye problems during treatment with BESREMi.
- Liver problems: BESREMi can cause increases in liver enzymes and liver damage. Your healthcare provider should do blood tests to monitor your liver enzymes and liver function before you start and during treatment with BESREMi.

IMPORTANT SAFETY INFORMATION (continued)

What are the possible side effects of BESREMi? (continued)

BESREMi can cause serious side effects including:

- Kidney problems: Your healthcare provider will do blood tests to check your kidney function before starting and during treatment with BESREMi. Tell your healthcare provider right away if you develop any symptoms of a kidney problem, including changes in the amount or color of your urine, blood in your urine, swelling in your ankles, or loss of appetite. Your healthcare provider may stop BESREMi if you develop severe kidney problems.
- Tooth and gum (periodontal) problems: BESREMi can cause tooth and gum problems which can lead to tooth loss. BESREMi can also cause problems with dry mouth that can damage your teeth and the lining of the mouth during long-term treatment with BESREMi. It is important for you to brush your teeth well, two times each day and have regular dental examinations during treatment with BESREMi.
- Skin problems: BESREMi can cause skin problems. Signs and symptoms of a skin problem with BESREMi include itching, hair loss, rash, redness, psoriasis, acne, thickening of the skin, or excessive sweating. Call your healthcare provider if you develop a rash that is bothersome or covers a large skin area.

Please see additional Important Safety Information throughout and full [Prescribing Information](#), including [Boxed Warning](#) and [Medication Guide](#).



Personalized Support to Help You Get the Treatment You Need

We know you may have questions about starting a new therapy. PharmaEssentia SOURCE is here to help you navigate every step of your journey, from answering questions, to helping you understand your insurance coverage, to starting BESREMi. Don't hesitate to reach out with any questions that you may have.



Call the PharmaEssentia SOURCE Nurse Case Managers at **800-700-5053** between 8:00 AM and 8:00 PM ET, Monday through Friday, or visit PharmaEssentiaSOURCE.com.

IMPORTANT SAFETY INFORMATION (continued)

The most common side effects of BESREMi include:

- flu like symptoms including tiredness, weakness, fever, chills, muscle aches, and joint pain
- itching
- sore throat

Please see additional Important Safety Information throughout and full Prescribing Information, including Boxed Warning and Medication Guide.

PharmaEssentia[™]